




Bambino range for nursery schools



# Bambino At a glance

KEMMLIT For every demand	2
Bambino Playful safety	4
Bambino Klassik or Exklusiv	6
B-Bambino Exklusiv made of 13 mm HPL	8
B-Bambino Klassik made of 13 mm HPL	12
D-Bambino Klassik made of 30 mm wooden material	13
Bambino Cubicles for grown-ups	14
Vanity units Perfect in every detail	16
Baby changing units Simply ingenious	17
Shelves and special furniture Coordinated in every detail	18
Accessories Everything kept in mind	19
KEMMLIT Planning aid	20
KEMMLIT Colour concept	26
KEMMLIT Our promise	27


## KEMMLIT For every demand

As market leader for washroom cubicles, KEMMLIT offer a variety of high class solutions ranging from cubicles and lockers to entire washrooms. Everything we do is based on a clear commitment to the highest quality regarding products, our consulting service and installation.

What sets us apart is qualified know-how, state-of-the-art manufacturing and innovative design. For these reasons we have received numerous prizes and awards within the last few years.

What can we do for you?

[www.kemmlit.com](http://www.kemmlit.com)  
Subject to technical changes 01/2020



[kemmlit.com](http://kemmlit.com)



1

## MAXIMUM SAFETY

Well thought-out details at all critical points reliably eliminate any injury hazards. From rounded edges which protect against trapping a finger, to use of certified materials and designs. The Bambino range is not only TÜV approved and GS (tested safety) certified, but also confirms to the requirements of the GUV.

2

## EDUCATIONAL AND CHILD-FRIENDLY CONCEPTS

Based on our large colour range and special ergonomic and age-appropriate solutions, sanitary facilities with a clear educational concept and a feeling of well-being evolve. The colours create a friendly effect and help the children to orientate themselves.

3

## ROOM SOLUTIONS WITH THE HIGHEST QUALITY

Perfectly aligned, tailor-made individual products such as partitions, vanities, baby changing stations, shelves, mirrors, potty benches and special furniture guarantee a harmonic overall impression with long durability.

4

## EXPERT ADVISE AND ON-SITE SERVICE

Local Sales representatives and qualified assembly teams guarantee quick response time – starting with the initial conversation to a 3D floor plan all the way to fitting by our fully trained premium fitters.







”

## BAMBINO KLASSIK



Classic



Low-priced



Short  
delivery time

Classic cubicles are available in 15 different colours. Low-priced and with short delivery time. Made of either 13 mm HPL or 30 mm wooden material.

“

//

## BAMBINO EXKLUSIV



Exclusive



Educational



High-class

Individual digital prints combined with special door handles evolve into different theme worlds. Made of 13 mm HPL.

//





### B-Bambino Exklusiv | Safari

Made of 13 mm HPL

Theme world "Safari" for little monkeys, scientists and explorers.

- Safari digital printing on the outside panels and doors – one-sided printing. Interior sides and partition panels are white; all panels with black edges
- Doors provided with safety finger protection made of black soft lipping profile on the door stop side as well as an aluminium finger protection tube throughout the hinge side; doors only outwards opening
- Safari door handles: lion, monkey, elephant and hippo
- Supporting legs, hinges and panel holders made of satin anodised aluminium




### B-Bambino Exklusiv | Knight's castle

Made of 13 mm HPL

Theme world "Knight's castle" for little warriors, dragon slayers and magicians

- Knight's castle wooden decor on both sides of the doors; front and partition panels in quartz grey 7708; all panels with black edges
- Doors provided with safety finger protection made of black soft lipping profile on the door stop side as well as an aluminium finger protection tube throughout the hinge side; doors only outwards opening
- Knight's castle door handles: flag, horse, helmet and shield
- Supporting legs, hinges and panel holders made from anodised aluminium





### B-Bambino Exklusiv | Aquarius Made of 13 mm HPL

Theme world "Aquarius" for little pirates, mermaids and ships' captains

- Aquarius digital printing on the outside panels and doors – one-sided printing. Internal sides and partition panels are white; all panels with black edges
- Doors provided with safety finger protection made of black soft lipping profile on the door stop side as well as an aluminium finger protection tube throughout the hinge side; doors only outwards opening
- Aquarius door handles: clown fish, blue whale, sea horse and mussel
- Supporting legs, hinges and panel holders made of satin anodised aluminium



### B-Bambino Exklusiv | Bianco splodges or numbers Made of 13 mm HPL

Theme world "Bianco" for little painters, experts and whiz kids

- Front panels, doors and partition panels made of white HPL, with white edges
- Outfitted with Bianco "splodge" or "numbers" door handles, safely rounded
- Doors provided with safety finger protection made of black soft lipping profile on the door stop side as well as an aluminium finger protection tube throughout the hinge side; doors only outwards opening
- Supporting legs, hinges and panel holders made of satin anodised aluminium





### B-Bambino | Klassik Made of 13 mm HPL

- Panels, doors and partitions made of 13 mm HPL with black edges
- Edges rounded for safety with 33 mm radius
- Doors provided with safety finger protection made of black soft lipping profile on the door stop side as well as an aluminium finger protection tube throughout the hinge side; doors only outwards opening
- Special safety ring handles with door stop buffer
- Optionally available with theme world door handles, safely rounded

### D-Bambino | Klassik Made of 30 mm wooden material

- Panels, doors and partitions made of 30 mm wooden material with ABS-lipping
- Edges rounded for safety with 33 mm radius
- Doors provided with safety finger protection made of soft lipping on the door stop side as well as an aluminium finger protection tube throughout the hinge side; doors only outwards opening
- Special safety ring handles with door stop buffer
- Optionally available with theme world door handles, safely rounded



### Bambino | Cubicles for grown-ups For nursery school teachers

- Available in combination with B-Bambino Klassik, D-Bambino Klassik and B-Bambino Exklusiv
- Safety package also included
- Special safety ring handles with additional safety locking lever
- Optionally available with nylon door lever handle and locking







### Vanity units Perfect in every detail


- Made of 13 mm HPL and provided with curved aluminium faceplate
- Wash basin made of mineral material integrated flush without joints, mounting panel with integrated float-glass mirrors
- Water resistant, decay resistant, robust and maintenance friendly
- All edges rounded for increased safety
- Free-standing vanity units available in different heights
- Customised solutions available



### Baby changing units Simply ingenious

- Made of 13 mm HPL with rounded edges
- Plenty of storage room provided by cupboards outfitted with either drawers or open compartments
- Safe due to surrounding anti-fall guard
- Pull-out stairs available
- Optional wash basin or bath tub made of mineral material
- Customised solutions available





### Shelves and special furniture Coordinated in every detail

- Made of 13 mm HPL
- Edges rounded for safety with 10 mm radius
- Toothbrush mug shelves with cut-outs for mugs or with hooks
- Customised special furniture such as shelves, potty benches, safety mirrors and more

### Accessories Everything kept in mind

- Coordinated to suit the Bambino range
- Placement considered during the planning process
- Ranging from safety locking lever to toilet paper roll holders, brush-sets and many more



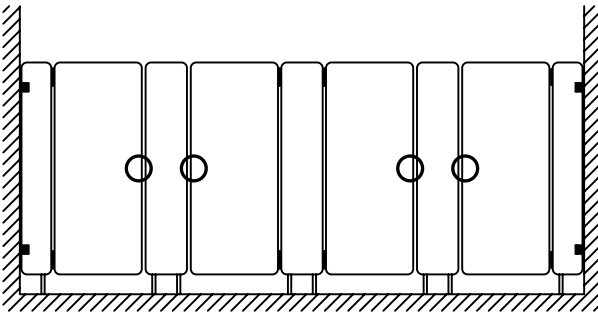
# Planning aid cubicle systems



	B-Bambino Exklusiv	B-Bambino Klassik	D-Bambino Klassik
Compliance	<ul style="list-style-type: none"><li>TÜV and GS (tested safety) certified</li></ul>	<ul style="list-style-type: none"><li>TÜV and GS (tested safety) certified</li></ul>	<ul style="list-style-type: none"><li>TÜV and GS (tested safety) certified</li></ul>
Panels and door elements	<ul style="list-style-type: none"><li>13 mm HPL panels with white core or 13 mm HPL panels with digital print on one side and black core</li></ul>	<ul style="list-style-type: none"><li>13 mm HPL panels with black core</li></ul>	<ul style="list-style-type: none"><li>30 mm wooden material</li></ul>
Edges / corners	<ul style="list-style-type: none"><li>CNC round milled / corner radius 6 mm</li></ul>	<ul style="list-style-type: none"><li>CNC round milled / corner radius 33 mm</li></ul>	<ul style="list-style-type: none"><li>ABS safety lipping / corner radius 33 mm</li></ul>
Cubicle height	<ul style="list-style-type: none"><li>1100 mm up to 1400 mm, special heights request for a surcharge</li></ul>	<ul style="list-style-type: none"><li>1100 mm up to 1400 mm, special heights request for a surcharge</li></ul>	<ul style="list-style-type: none"><li>1100 mm up to 1400 mm, special heights request for a surcharge</li></ul>
Door width	<ul style="list-style-type: none"><li>470 mm, 520 mm, 570 mm, 900 mm</li></ul>	<ul style="list-style-type: none"><li>470 mm, 520 mm, 570 mm, 900 mm</li></ul>	<ul style="list-style-type: none"><li>4470 mm, 520 mm, 570 mm, 900 mm</li></ul>
Under panel clearance	<ul style="list-style-type: none"><li>standard 80 mm, special heights available for a surcharge.</li></ul>	<ul style="list-style-type: none"><li>standard 120 mm, special heights available for a surcharge</li></ul>	<ul style="list-style-type: none"><li>standard 120 mm, special heights available for a surcharge</li></ul>
Wall connection panel size	<ul style="list-style-type: none"><li>100 mm up to 600 mm</li></ul>	<ul style="list-style-type: none"><li>100 mm up to 600 mm</li></ul>	<ul style="list-style-type: none"><li>100 mm up to 600 mm</li></ul>
Wall connection	<ul style="list-style-type: none"><li>Solid 8 mm satin anodised aluminium panel holders, fixed with 4 stainless steel screws</li></ul>	<ul style="list-style-type: none"><li>Solid 8 mm satin anodised aluminium panel holders, fixed with 4 stainless steel screws</li></ul>	<ul style="list-style-type: none"><li>Solid 8 mm satin anodised aluminium panel holders, fixed with 4 stainless steel screws</li></ul>
Partition panel size	<ul style="list-style-type: none"><li>800 mm up to 1600 mm</li></ul>	<ul style="list-style-type: none"><li>800 mm up to 1600 mm</li></ul>	<ul style="list-style-type: none"><li>800 mm up to 1600 mm</li></ul>
Hinges	<ul style="list-style-type: none"><li>3-roller safety spring hinge, self-closing with finger protection tube, satin anodised 08</li></ul>	<ul style="list-style-type: none"><li>3-roller safety spring hinge, self-closing with finger protection tube, satin anodised 08 or powder-coated according to the colour concept</li></ul>	<ul style="list-style-type: none"><li>3-roller safety spring hinge, self-closing with finger protection tube, satin anodised 08 or powder-coated according to the colour concept</li></ul>
Hinge fixing	<ul style="list-style-type: none"><li>Concealed in the surface, fixed with 4 stainless steel screws</li></ul>	<ul style="list-style-type: none"><li>Concealed in the surface, fixed with 4 stainless steel screws</li></ul>	<ul style="list-style-type: none"><li>Concealed in the surface, fixed with 4 stainless steel screws</li></ul>
Finger protection	<ul style="list-style-type: none"><li>Finger protection soft lipping on the door stop side either in black or white</li></ul>	<ul style="list-style-type: none"><li>Finger protection soft lipping on the door stop side in black</li></ul>	<ul style="list-style-type: none"><li>Finger protection soft lipping on the door stop side colour acc. to the colour concept</li></ul>
Door handles	<ul style="list-style-type: none"><li>Character handles matching the theme world. Alternatively safety ring handles</li></ul>	<ul style="list-style-type: none"><li>Safety nylon ring handles with rubber buffer or for a surcharge alternatively with character handles</li></ul>	<ul style="list-style-type: none"><li>Safety nylon ring handles with rubber buffer or for a surcharge alternatively with character handles</li></ul>
Locking	<ul style="list-style-type: none"><li>optionally with safety lever lock</li></ul>	<ul style="list-style-type: none"><li>optionally with safety lever lock</li></ul>	<ul style="list-style-type: none"><li>optionally with safety lever lock</li></ul>
Supporting legs	<ul style="list-style-type: none"><li>Aluminium supporting legs with aluminium flat cover sleeve</li></ul>	<ul style="list-style-type: none"><li>Powder-coated aluminium supporting legs with bell-shaped nylon cover sleeve</li></ul>	<ul style="list-style-type: none"><li>Powder-coated aluminium supporting legs with bell-shaped nylon cover sleeve</li></ul>
Supporting leg floor plate	<ul style="list-style-type: none"><li>Stainless steel connected to floor with 6 stainless steel screws</li></ul>	<ul style="list-style-type: none"><li>Stainless steel connected to floor with 6 stainless steel screws</li></ul>	<ul style="list-style-type: none"><li>Stainless steel connected to floor with 6 stainless steel screws</li></ul>
Screw fixing	<ul style="list-style-type: none"><li>With Torx screws for burr-free, safe fixing</li></ul>	<ul style="list-style-type: none"><li>With Torx screws for burr-free, safe fixing</li></ul>	<ul style="list-style-type: none"><li>With Torx screws for burr-free, safe fixing</li></ul>
Underfloor heating	<ul style="list-style-type: none"><li>Mandatory head rail, increased height front panels and adhesive supporting legs</li></ul>	<ul style="list-style-type: none"><li>Mandatory head rail, increased height front panels and adhesive supporting legs</li></ul>	<ul style="list-style-type: none"><li>Mandatory head rail, increased height front panels and adhesive supporting legs</li></ul>
Colour concept	<ul style="list-style-type: none"><li>Continuous throughout all products</li></ul>	<ul style="list-style-type: none"><li>Continuous throughout all products</li></ul>	<ul style="list-style-type: none"><li>Continuous throughout all products</li></ul>

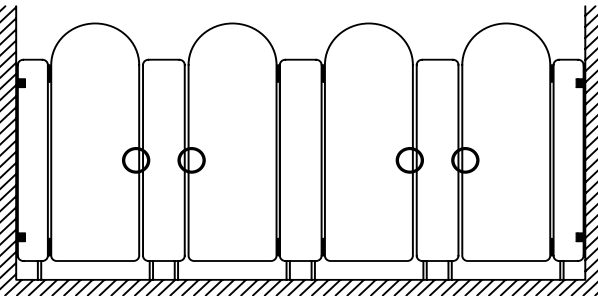
Subject to technical changes 01/2020

## Design options



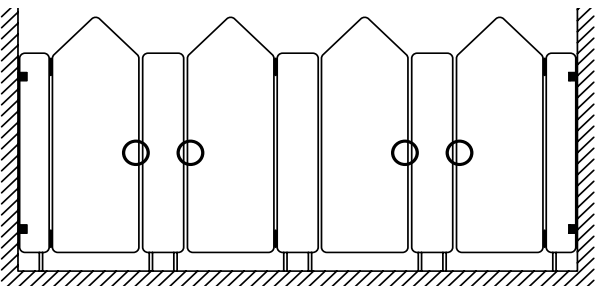
### Cubicle system Bambino Klassik and Exklusiv Variant 1 with straight door

- cubicle height: 1400 mm incl. 120 mm under panel clearance
- minimum 1100 mm incl. 80 mm under panel clearance available
- door widths: 470mm, 520mm, 570mm and 980 mm
- wall connection panel size: min. 100 mm, max. 600 mm
- front panel middle part: min. 220 mm, max. 400 mm
- partition panel depth: min. 800 mm, max. 1600 mm



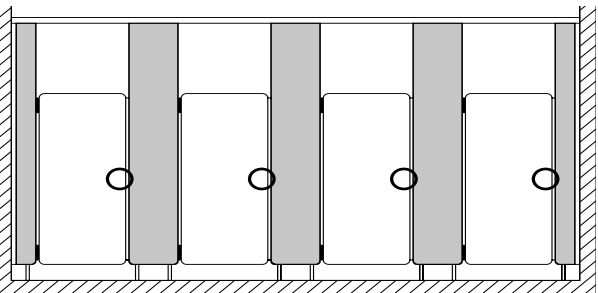
### Cubicle system Bambino Klassik and Exklusiv Variant 2 with rounded door

- cubicle height: 1400 mm incl. 120 mm under panel clearance
- minimum 1100 mm incl. 80 mm under panel clearance available
- door widths: 470mm, 520mm, 570mm and 980 mm
- wall connection panel size: min. 100 mm, max. 600 mm
- front panel middle part: min. 220 mm, max. 400 mm
- partition panel depth: min. 800 mm, max. 1600 mm



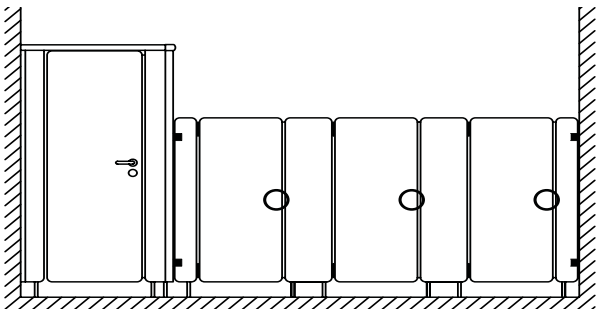
### Cubicle system Bambino Klassik and Exklusiv Variant 3 with triangular door

- cubicle height: 1400 mm incl. 120 mm under panel clearance
- minimum 1100 mm incl. 80 mm under panel clearance available
- door widths: 470mm, 520mm, 570mm and 980 mm
- wall connection panel size: min. 100 mm, max. 600 mm
- front panel middle part: min. 220 mm, max. 400 mm
- partition panel depth: min. 800 mm, max. 1600 mm



### Cubicle system Bambino Klassik In case of underfloor heating

- Bambino Klassik solution for underfloor heating
- constructed with full height front panels, head rail and adhesive supporting legs
- guarantees maximum stability and prevents damage to your underfloor heating



### Bambino cubicle for grown-ups

Available as grown-up cubicle with finger protection, as corner cubicle combined with recessed Bambino cubicles variant 1-3.

Subject to technical changes 01/2020



# Planning aid theme world door handles

## Bianco Splotches



Traffic white **9317W**  
Interior colour variable



Traffic white **9317W**  
With mirror




Traffic white **9317W**  
With milled face




Traffic white **9317W**  
With milled face





## Bianco Numbers 1 to 9




Available in all Bambino Klassik colours  
With black edges











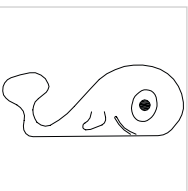
## Aquarius



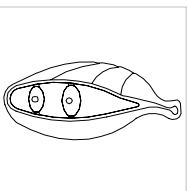
Sea horse  
Orange **2717**




Clown fish  
Tornado red **3508**




Blue whale  
Pacific blue **5715**




Mussel  
Corn yellow **1708**



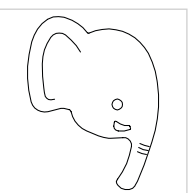
## Safari




Lion  
Cappuccino **1117**




Monkey  
Lagoon blue **5408**



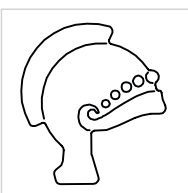
Elephant  
Quartz grey **7708**



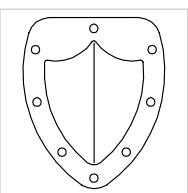
Hippo  
Light grey **7208**



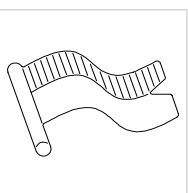
## Knight's castle



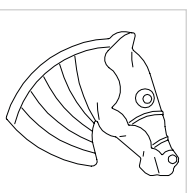
Helmet  
Silver **7408**




Shield  
Silver **7408**



Flag  
Silver **7408**



Horse  
Silver **7408**



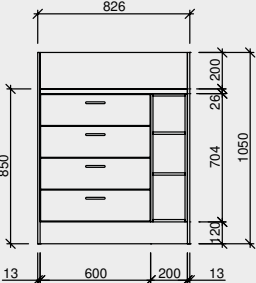
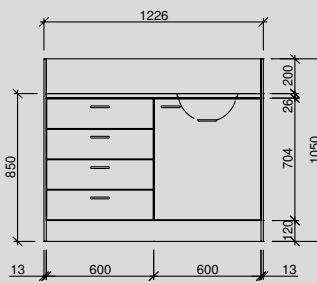
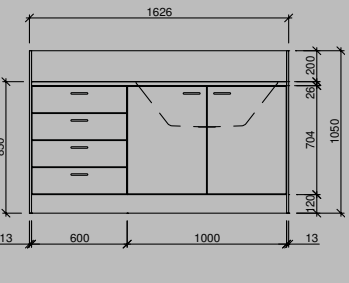
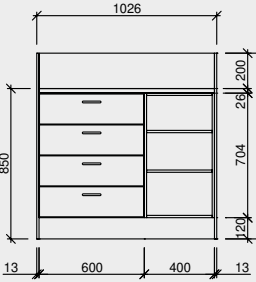
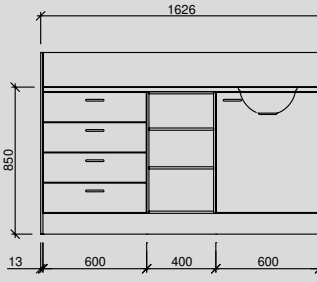
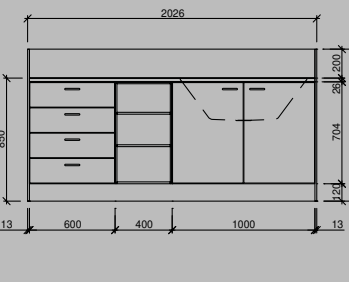
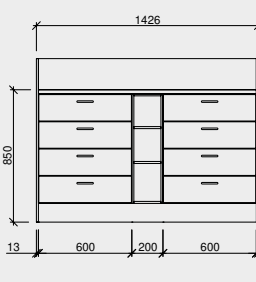
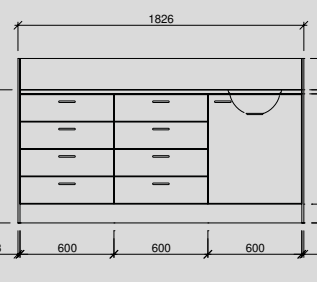
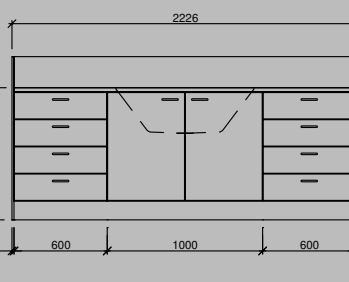
Drawings not to scale / subject to technical changes 01/2020

# Planning aid Baby changing units

Create your individual baby changing unit out of 5 modules:

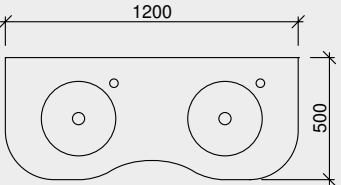
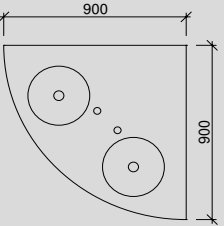
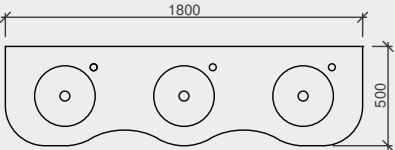
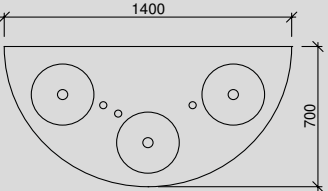
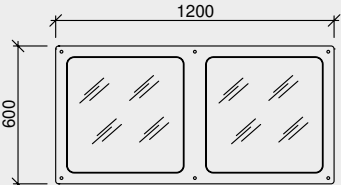
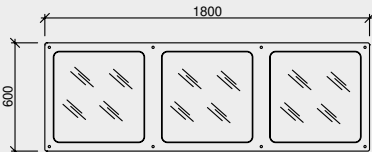
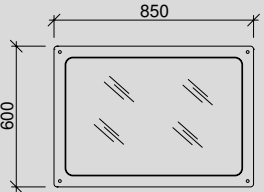
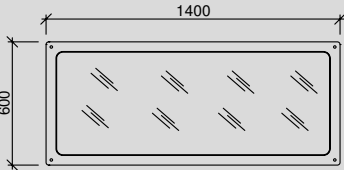
Drawers | small shelves | large shelves | wash basin module with door | bath tub module with door

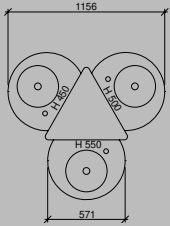
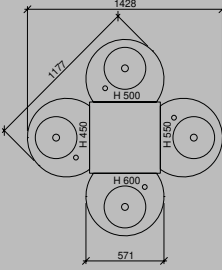
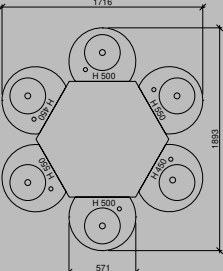
Design option examples:

Baby changing unit	Baby changing unit with wash basin	Baby changing unit with bath tub
<ul style="list-style-type: none"><li>• <b>working height:</b> 850 mm</li><li>• <b>overall dimension:</b> 800 mm depth, 1050 mm height</li><li>• <b>modules:</b> drawers, small shelves and large shelves</li></ul>	<ul style="list-style-type: none"><li>• <b>working height:</b> 850 mm</li><li>• <b>overall dimension:</b> 800 mm depth, 1050 mm height</li><li>• <b>wash basin:</b> made of white mineral material</li><li>• <b>modules:</b> drawers, small shelves, large shelves and wash basin module with door</li></ul>	<ul style="list-style-type: none"><li>• <b>working height:</b> 850 mm</li><li>• <b>overall dimension:</b> 800 mm depth, 1050 mm height</li><li>• <b>wash basin:</b> made of white mineral material</li><li>• <b>modules:</b> drawers, small shelves, large shelves and bath tub module with door</li></ul>
		
<ul style="list-style-type: none"><li>• <b>overall width:</b> 826 mm</li><li>• <b>modules:</b> drawer module and small shelves module</li></ul>	<ul style="list-style-type: none"><li>• <b>overall width:</b> 1226 mm</li><li>• <b>modules:</b> drawer module and wash basin module with door</li></ul>	<ul style="list-style-type: none"><li>• <b>overall width:</b> 1626 mm</li><li>• <b>modules:</b> drawer module and bath tub module with door</li></ul>
		
<ul style="list-style-type: none"><li>• <b>overall width:</b> 1026 mm</li><li>• <b>modules:</b> drawer module and large shelves module</li></ul>	<ul style="list-style-type: none"><li>• <b>overall width:</b> 1626 mm</li><li>• <b>modules:</b> drawer module, large shelves and wash basin module with door</li></ul>	<ul style="list-style-type: none"><li>• <b>overall width:</b> 2026 mm</li><li>• <b>modules:</b> drawer module, large shelves and bath tub module with door</li></ul>
		
<ul style="list-style-type: none"><li>• <b>overall width:</b> 1426 mm</li><li>• <b>modules:</b> two drawer modules and small shelves module in the middle</li></ul>	<ul style="list-style-type: none"><li>• <b>overall width:</b> 1826 mm</li><li>• <b>modules:</b> two drawer modules and wash basin module with door</li></ul>	<ul style="list-style-type: none"><li>• <b>overall width:</b> 2226 mm</li><li>• <b>modules:</b> two drawer modules and bath tub module with door</li></ul>
<b>Additional options</b> <ul style="list-style-type: none"><li>• Standard baby changing unit also available with pull-out stairs instead of drawers (surcharge)</li><li>• Individually designed baby changing units made out of the modules available in sizes 1000 mm, 600 mm, 400 mm and 200 mm</li><li>• Completely customised baby changing units available in all sizes (price on request)</li></ul>		
Subject to technical changes 01/2020		

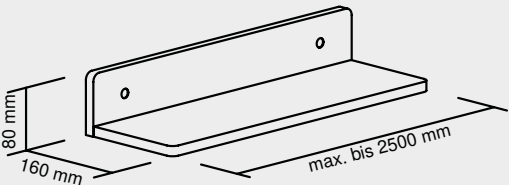
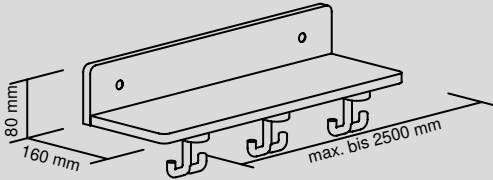
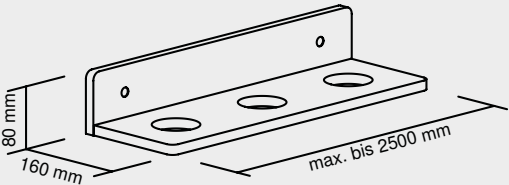
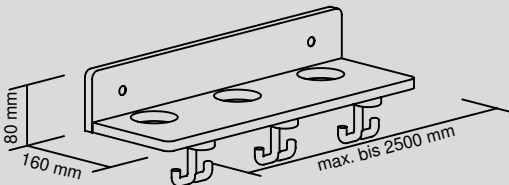
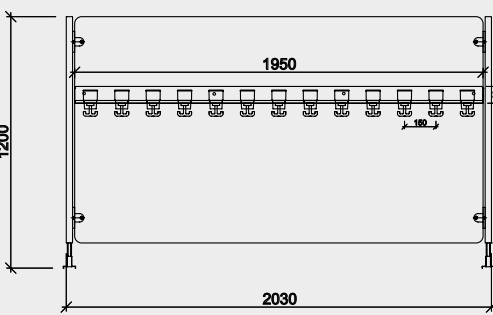


# Planning aid vanity units

Rows of vanities	semi-circle/ corner vanity
 <ul style="list-style-type: none"><li>• <b>Dimensions:</b> Diameter 305 mm, width 1200 mm, depth 500 mm</li><li>• <b>Faceplate:</b> curved, powder-coated aluminium faceplate</li><li>• <b>Wash basin:</b> 2 white basins made of mineral material with drilled holes for taps, diameter 35 mm</li><li>• <b>Fixture:</b> supplied without taps and accessories</li></ul>	 <ul style="list-style-type: none"><li>• <b>Dimensions:</b> Diameter 305 mm, Radius 900 mm</li><li>• <b>Faceplate:</b> curved, powder-coated aluminium faceplate</li><li>• <b>Wash basin:</b> 2 white basins made of mineral material with drilled holes for taps, diameter 35 mm</li><li>• <b>Fixture:</b> supplied without taps and accessories</li></ul>
 <ul style="list-style-type: none"><li>• <b>Dimensions:</b> Diameter 305 mm, width 1800 mm, depth 500 mm</li><li>• <b>Faceplate:</b> curved, powder-coated aluminium faceplate</li><li>• <b>Wash basin:</b> 3 white basins made of mineral material with drilled holes for taps, diameter 35 mm</li><li>• <b>Fixture:</b> supplied without taps and accessories</li></ul>	 <ul style="list-style-type: none"><li>• <b>Dimensions:</b> Diameter 305 mm, Radius 700 mm</li><li>• <b>Faceplate:</b> curved, powder-coated aluminium faceplate</li><li>• <b>Wash basin:</b> 3 white basins made of mineral material with drilled holes for taps, diameter 35 mm</li><li>• <b>Fixture:</b> supplied without taps and accessories</li></ul>
  <ul style="list-style-type: none"><li>• <b>Mirror:</b> Bambino mirror for rows of vanities, set flush into HPL panel</li></ul>	  <ul style="list-style-type: none"><li>• <b>Mirror:</b> Bambino mirror for semi-circle/ corner vanities, set flush into HPL panel</li></ul>
<b>Additional options available for a surcharge</b> <ul style="list-style-type: none"><li>• Soap dispenser KIGA Nova</li><li>• Customised solutions available for individual room layouts</li></ul>	

Free-standing vanity
 <ul style="list-style-type: none"><li>• <b>Vanity:</b> Width 571 mm, depth 455 mm, height 450 mm, 500 mm or 550 mm upper edge finished floor</li><li>• <b>Middle part:</b> Height 1413 mm</li><li>• <b>Faceplate:</b> curved, powder-coated aluminium faceplate</li><li>• <b>Wash basin:</b> 3 white basins made of mineral material with drilled holes for taps, diameter 35 mm</li><li>• <b>Fixture:</b> supplied without taps and accessories</li></ul>
 <ul style="list-style-type: none"><li>• <b>Vanity:</b> Width 571 mm, depth 455 mm, height 450 mm, 500 mm or 550 mm or 600 mm upper edge finished floor</li><li>• <b>Middle part:</b> Height 1413 mm</li><li>• <b>Faceplate:</b> curved, powder-coated aluminium faceplate</li><li>• <b>Wash basin:</b> 4 white basins made of mineral material with drilled holes for taps, diameter 35 mm</li><li>• <b>Fixture:</b> supplied without taps and accessories</li></ul>
 <ul style="list-style-type: none"><li>• <b>Vanity:</b> Width 571 mm, depth 455 mm, height 450 mm, 500 mm or 550 mm upper edge finished floor</li><li>• <b>Middle part:</b> Height 1413 mm</li><li>• <b>Faceplate:</b> curved, powder-coated aluminium faceplate</li><li>• <b>Wash basin:</b> 6 white basins made of mineral material with drilled holes for taps, diameter 35 mm</li><li>• <b>Fixture:</b> supplied without taps and accessories</li></ul>

# Planning aid shelf systems

Design
 <ul style="list-style-type: none"><li>• <b>Shelf</b><ul style="list-style-type: none"><li>• <b>Height:</b> 80 mm</li><li>• <b>Depth:</b> 160 mm</li><li>• <b>Length:</b> 600 mm, 900 mm, 1800 mm, 2400 mm</li></ul></li></ul>
 <ul style="list-style-type: none"><li>• <b>Shelf with double hooks</b><ul style="list-style-type: none"><li>• <b>Height:</b> 80 mm</li><li>• <b>Depth:</b> 160 mm</li><li>• <b>Length:</b> 600 mm with 4 double hooks, 900mm with 6 double hooks, 1800mm with 12 double hooks, 2400mm with 16 double hooks</li></ul></li></ul>
 <ul style="list-style-type: none"><li>• <b>Toothbrush mug shelf</b><ul style="list-style-type: none"><li>• <b>Height:</b> 80 mm</li><li>• <b>Depth:</b> 160 mm</li><li>• <b>Length:</b> 600 mm with 4 drilled holes, 900mm with 6 drilled holes, 1800mm with 12 drilled holes, 2400mm with 16 drilled holes</li><li>• <b>Details:</b> Drilling for toothbrush mug 60 mm diameter</li></ul></li></ul>
 <ul style="list-style-type: none"><li>• <b>Toothbrush mug shelf with double hooks</b><ul style="list-style-type: none"><li>• <b>Height:</b> 80 mm</li><li>• <b>Depth:</b> 160 mm</li><li>• <b>Length:</b> 600 mm with 4 drilled holes and 4 double hooks, 900mm with 6 drilled holes and 6 double hooks, 1800mm with 12 drilled holes and 12 double hooks, 2400mm with 16 drilled holes and 16 double hooks</li><li>• <b>Details:</b> Drilling for toothbrush mug 60 mm diameter</li></ul></li></ul>
 <ul style="list-style-type: none"><li>• <b>Freestanding toothbrush mug shelf with double hooks</b><ul style="list-style-type: none"><li>• <b>Height:</b> 1200 mm</li><li>• <b>Depth:</b> 160 mm</li><li>• <b>Length:</b> 1000 mm bis 2000 mm</li><li>• <b>Details:</b> Drilling for toothbrush mug 60 mm diameter</li></ul></li></ul>
<b>Additional options available for a surcharge</b> <ul style="list-style-type: none"><li>• Adhesive identification labels “animals”, toys” and “objects” 30 different styles, in triplicate</li><li>• Bambino toothbrush mugs, does not get stuck or fall through, colour: white</li><li>• Customised solutions according to different room layouts available</li><li>• Designs also available with single hooks</li></ul>



# Bambino Colour concept

All nursery school products from KEMMLIT are defined by a continuous harmonising colour concept. Door handles, fittings and accessories are available in 6 colours, for panels there are 15 Bambino Klassik colours which can be combined in any way, as well as four Bambino Exklusiv theme worlds. Clear colours not only create a friendly effect, they also help children finding their way around.



## Bambino Klassik colours for cubicles, vanities, baby changing units and shelves:

				
Traffic white <b>9317</b> similar to NCS S 0502-G50Y	Granite white <b>9317P</b>	Light grey <b>7208</b> similar to NCS S 2500-N	Quartz grey <b>7708</b> similar to NCS S 5000-N	Graphite <b>7808</b> similar to NCS S 7502-B
				
Cappuccino <b>1117</b> similar to NCS S 3010-Y60R	Burano brown <b>8617</b> similar to NCS S 6010-Y30R	Corn yellow <b>1708</b> similar to NCS S 1070-Y10R	Orange <b>2717</b> similar to NCS S 0570-Y40R	Tornado red <b>3508</b> similar to NCS S 0580-Y90R
				
Garnet red <b>3708</b> similar to NCS S 3060-R	Pacific blue <b>5715</b> similar to NCS S 2060-R90B	Lagoon blue <b>5408</b> similar to NCS S 1030-R90B	Silver <b>7408</b>	Lemon green <b>6715</b> similar to NCS S 1060-G60Y

## Surface designs for B-Bambino Exklusiv theme worlds: <sup>1,2,3</sup>

			
Aquarius <b>5915M</b>	Safari <b>6915M</b>	Knight's castle <b>0915M</b>	Traffic white <b>9317W</b> with white edges similar to NCS 0502-G50Y

## Profiles, hinges, fittings and accessories:

			
White <b>02</b> similar to RAL 9016	Manhattan <b>05</b> similar to NCS 2801-Y36R	Dark blue <b>04</b> similar to RAL 5003	Red <b>11</b> similar to RAL 3003
			
Yellow <b>10</b> similar RAL 1023	Satin anodised <b>08</b> <sup>4</sup> similar to E6/EV1		

<sup>1</sup> Only available in HPL  
<sup>2</sup> Additional customised designs available on request  
<sup>3</sup> One-sided printing only. Interior white, partitions white, with black edges  
<sup>4</sup> Not available for door ring handles

The colours shown may slightly differ from the original colour due to typographic reasons. We would gladly advise you personally.

# KEMMLIT Our promise



## ON-TIME INSTALLATION

98% of all requested delivery dates can be fulfilled.



## FASTEST PRODUCTION & INSTALLATION

Prompt and on-schedule production and installation.



## IMMEDIATE REPAIR

Immediate repair when you need it.



## HIGHEST PRODUCT QUALITY

Premium components and material warrant long lasting products made in Germany.



## WE ARE IN YOUR VICINITY

Individual consulting service by professional sales representatives.





**KEMMLIT-Bauelemente GmbH** | Maltschachstraße 37 | D-72144 Dusslingen  
Tel.: +49 (0) 7072 /1 31-0 | [info@kemmlit.de](mailto:info@kemmlit.de) | [kemmlit.de](http://kemmlit.de)